
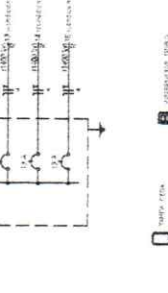
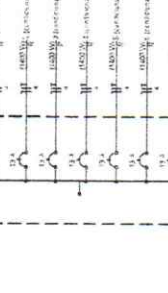


- 1) Lâmpada fluorescente compacta de 18W, 220V, 50Hz, 1200h, 1200lm, 2700K, 2-pinos, 18x118mm, modelo G13, marca Philips.
- 2) Lâmpada fluorescente compacta de 18W, 220V, 50Hz, 1200h, 1200lm, 2700K, 2-pinos, 18x118mm, modelo G13, marca Philips.
- 3) Lâmpada fluorescente compacta de 18W, 220V, 50Hz, 1200h, 1200lm, 2700K, 2-pinos, 18x118mm, modelo G13, marca Philips.
- 4) Lâmpada fluorescente compacta de 18W, 220V, 50Hz, 1200h, 1200lm, 2700K, 2-pinos, 18x118mm, modelo G13, marca Philips.
- 5) Lâmpada fluorescente compacta de 18W, 220V, 50Hz, 1200h, 1200lm, 2700K, 2-pinos, 18x118mm, modelo G13, marca Philips.
- 6) Lâmpada fluorescente compacta de 18W, 220V, 50Hz, 1200h, 1200lm, 2700K, 2-pinos, 18x118mm, modelo G13, marca Philips.
- 7) Lâmpada fluorescente compacta de 18W, 220V, 50Hz, 1200h, 1200lm, 2700K, 2-pinos, 18x118mm, modelo G13, marca Philips.
- 8) Lâmpada fluorescente compacta de 18W, 220V, 50Hz, 1200h, 1200lm, 2700K, 2-pinos, 18x118mm, modelo G13, marca Philips.
- 9) Lâmpada fluorescente compacta de 18W, 220V, 50Hz, 1200h, 1200lm, 2700K, 2-pinos, 18x118mm, modelo G13, marca Philips.
- 10) Lâmpada fluorescente compacta de 18W, 220V, 50Hz, 1200h, 1200lm, 2700K, 2-pinos, 18x118mm, modelo G13, marca Philips.

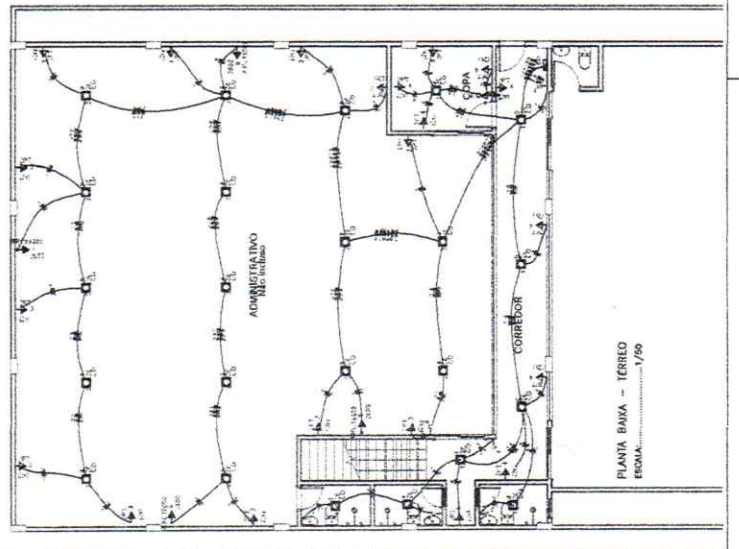
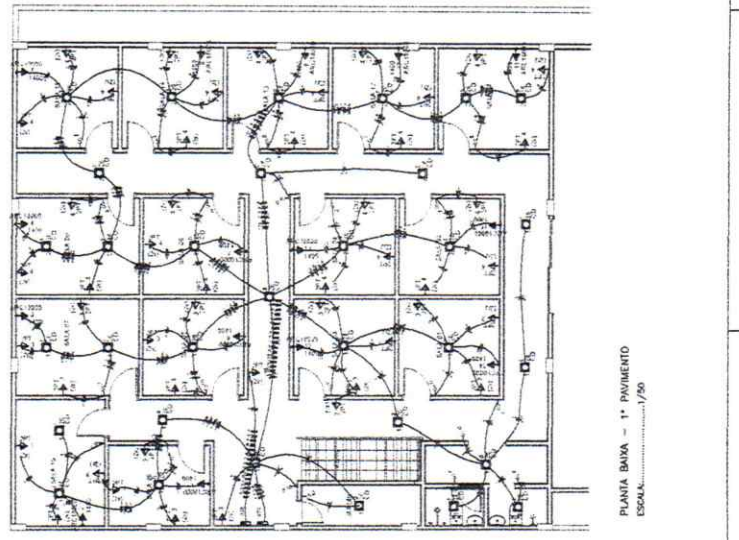

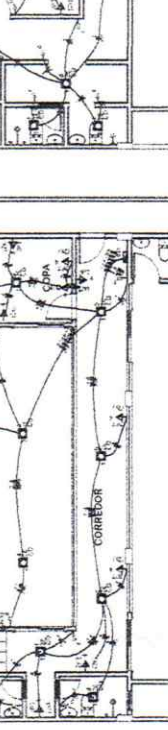
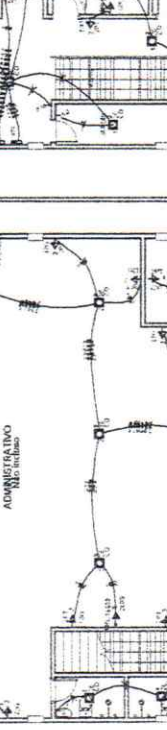
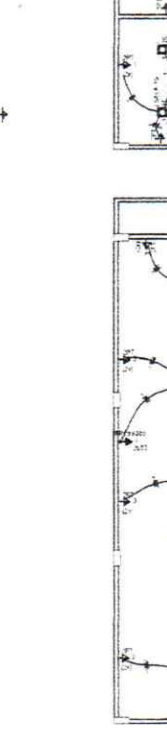
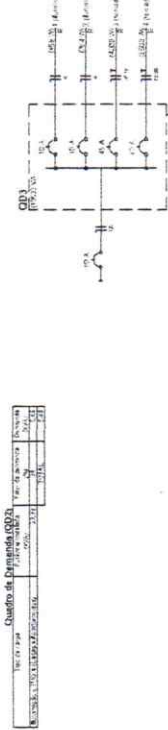
Narcisus M. Chioffi
Eng. Civil Eng. de Segurança do Trabalho
CREA - 76557 DIPA

PROFESSOR	UNIVERSIDADE
ALUNO	DISCIPLINA
ASSINATURA	DATA
PRÉDIO DE BOM ESPERANÇA Avenida Itália, s/n, Itaipava, Curitiba, Paraná, Brasil.	
INSTALAÇÃO ELÉTRICA	
PROFESSOR	INSCRIÇÃO
ALUNO	INSCRIÇÃO
1/1	

TIPO DE CARGA	QUANTIDADE	POTÊNCIA (W)	TENSÃO (V)	CORRENTES (A)	COMENTÁRIOS
Iluminação	10	180	220	0,82	
Tomadas	10	1800	220	8,2	
Ar Condicionado	10	18000	220	82	
Equipamentos	10	1800	220	8,2	
TOTAL	40	20160	220	97,2	



TIPO DE CARGA	QUANTIDADE	POTÊNCIA (W)	TENSÃO (V)	CORRENTES (A)	COMENTÁRIOS
Iluminação	10	180	220	0,82	
Tomadas	10	1800	220	8,2	
Ar Condicionado	10	18000	220	82	
Equipamentos	10	1800	220	8,2	
TOTAL	40	20160	220	97,2	



Legenda das Indicações

CD - Computador - 220V - 50Hz
 L - Lâmpada - 220V - 50Hz
 T - Tomada - 220V - 50Hz
 S - Interruptor - 220V - 50Hz
 A - Ar Condicionado - 220V - 50Hz
 E - Equipamento - 220V - 50Hz

Legenda

1 - 100% (Carga máxima)
 2 - 50% (Carga média)
 3 - 25% (Carga mínima)
 4 - 12,5% (Carga de reserva)

PLANTA BAIXA - 1º PAVIMENTO
ESCALA: 1/50

PLANTA BAIXA - TÉRREO
ESCALA: 1/50